


SDTR1103

SMD Drop Resistant Transponder Coil

11.8x3.6x2.5mm (340µH - 16.2mH)

SINGLE AXIS TRANSPONDERS INDUCTORS



FEATURES

This inductor is the best solution when high electrical and mechanical performance is needed.

01 CHARACTERISTICS

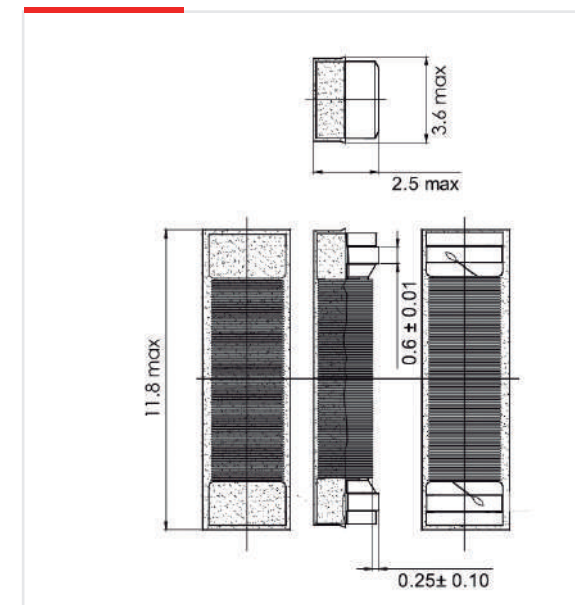
- › High stability in temperature. (-40°C to +125°C for TPMS applications no coated version (-40°C to +85°C for Keyless Entry Systems)
- › High drop test resistance (more than 500 times x 1 meter).
- › High sensitivity.
- › Epoxy coated. High reliability with pick & place machines warranted.
- › This component is also functional to 20kHz and 134kHz.

02 APPLICATIONS

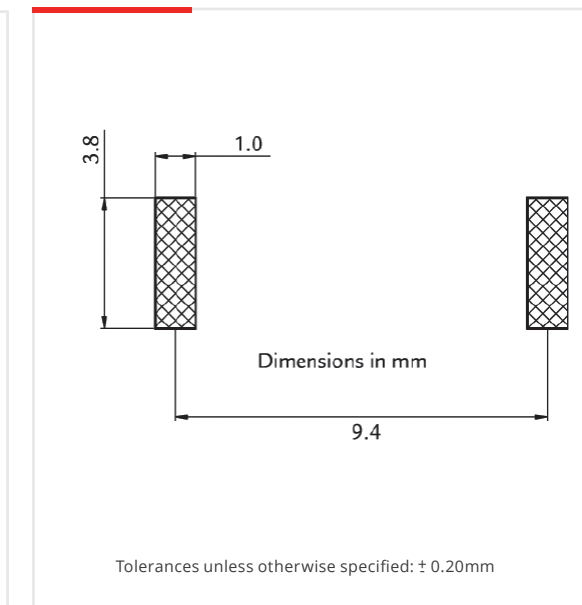
- › Immobilizers.
- › Tyre Pressure Monitoring Systems.
- › Keyless Entry Systems.
- › Industrial applications.
- › Access control.

03 SPECIFICATIONS

DIMENSIONS (mm)



RECOMMENDED PAD-LAYOUT



ELECTRICAL SPECIFICATIONS | 125KHz

P/N	L@125 kHz(mH)	Cres (pF)	Q @125 kHz	SRF(kHz)	RDC (Ω) max.	Sensitivity min.@125 kHz (mVpp/App/m)
SDTR1103-0238J	2.38	680	> 34.2	> 500	39	> 30
SDTR1103-0477J	4.77	340	> 303	> 350	63.8	> 60
SDTR1103-0491J	4.91	330	> 27.9	> 380	85	> 50
SDTR1103-0720J	7.20	220	> 29.7	> 300	103	> 70

This chart is a reference guide for the most common required values at working frequency of 125 kHz. Any other inductance value at LF or tighter tolerances can be provided. Please contact our sales department for any inquiry. Sensitivity measured with Helmholtz coils H=8.36 App/m @125 kHz. Contact us for measurement specification. Operating and test freq: 125KHz. SRF: Self-resonant frequency of the coil. Other tolerances available under customer requirements.