


New

3DC13S

SMD 3D Coil Cap Adaptor

13.25x13.55x4.05mm (2.36-7.2mH)

3-AXIS TRANSPONDER INDUCTOR (3DCOILS™)



FEATURES

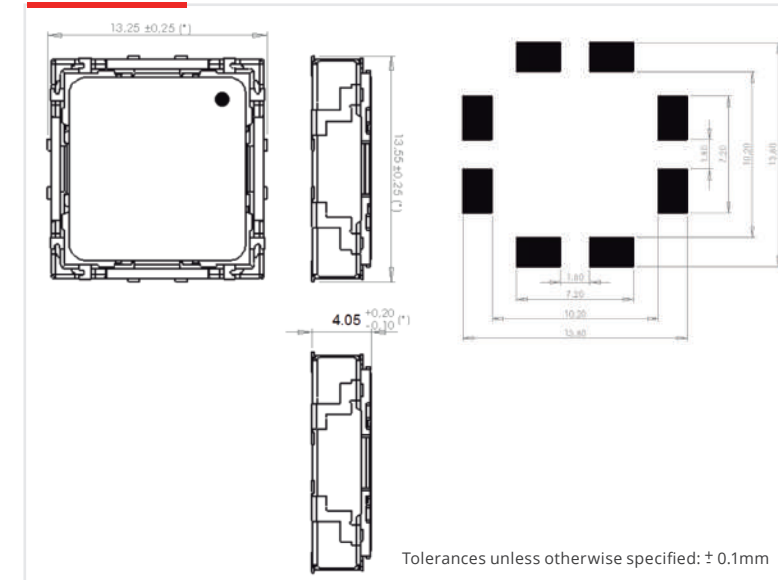
Three axis transponder suitable for Surface Mountable according market standards. Very good electrical performance and stability in temperature. A very good solution for Keyless Go and Keyless entry systems.

01 CHARACTERISTICS

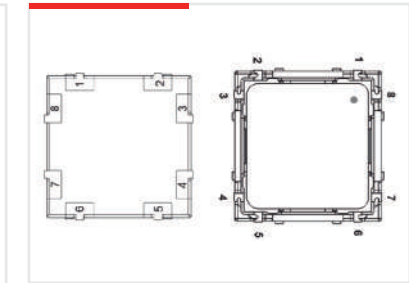
- › 3 coils in one component, oriented in the 3 space axes with full functionality
- › Allows Automatic Optical Inspection
- › High sensitivity (60mV/A/m)
- › Available with different inductance values
- › Very stable electrical properties in full operational operative range (-40°C +85°C)
- › Max. Operating Temperature: +85°C
- › Suitable for Pick&Place SMD assembly
- › Options with protective foam against shocks also available

02 SPECIFICATIONS

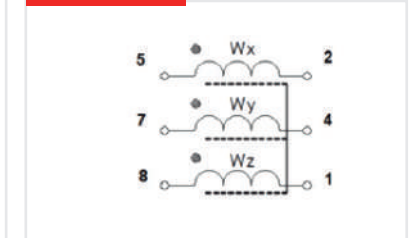
DIMENSIONS AND RECOMMENDED PAD-LAYOUT (mm)



PINOUT



ELECTRICAL DIAGRAM



ELECTRICAL SPECIFICATIONS | 125kHz

Code	Lx,y,z (mH) nom	Qx,y,z nom	f(kHz)	SRF x,y (kHz) Min	SRFz (kHz) Min	DCRx (Ohm) Max	DCRy Max	DCRz Max	Sensit. x,y (mV/A/m) Min (*)	Sensit. z (mV/A/m) Min (*)
3DC13S-0236J	2.36/2.36/3.4 ±5%	33/27/20	125	500	850	43	47	152	55	40
3DC13S-C-0236J	2.36/2.36/3.4 ±5%	33/27/20	134	500	850	43	47	152	55	40
3DC13S-0470J	4.7/4.7/7.2 ±5%	40/33/30	125	450	750	70	75	187	80	50
3DC13S-C-0470J	4.7/4.7/6.8 ±5%	40/33/30	134	450	750	70	75	187	80	50
3DC13S-0720J	7.2/7.2/10.6 ±5%	44/36/33	125	300	500	95	102	258	95	60
3DC13S-C-0720J	7.2/7.2/10.6 ±5%	44/36/33	134	300	500	95	102	258	95	60

This chart is a reference guide for the most common required values at working frequency of 125kHz/134kHz. Any other inductance value at LF or tighter tolerances can be provided. Please contact our sales department for any inquiry. Sensitivity measured with Helmholtz coils H=8.36 App/m @125kHz and H=8.63 App/m @134kHz. Contact us for measurement specification.

SRF: Self-resonant frequency of the coil