


3DC11-DR**SMD 3D Coil Drumcore****13.2 x 11.8 x 3.5mm (4.91-7.2mH)**

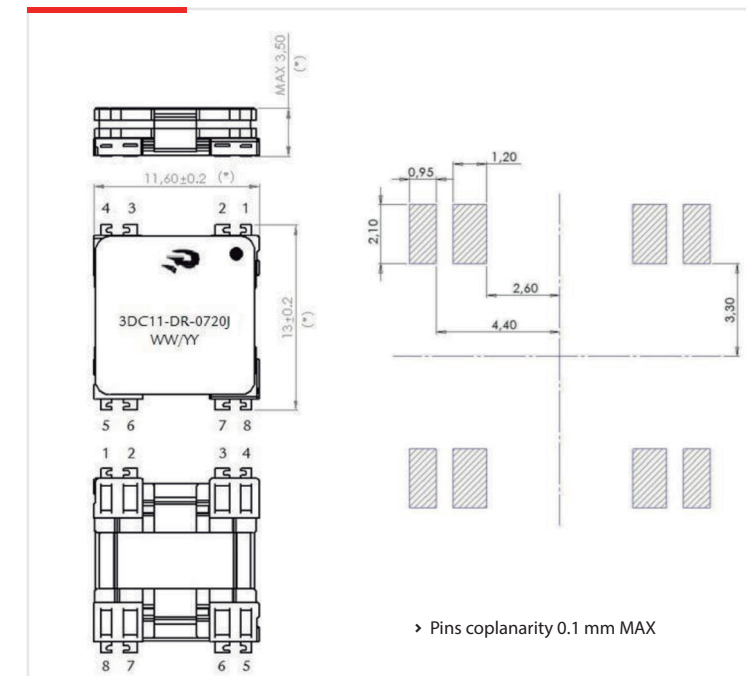
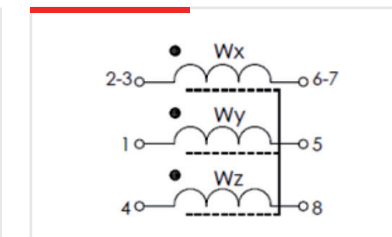
3-AXIS TRANSPONDER INDUCTOR (3DCOILS™)

**APPLICATIONS**

- › Automotive Passive keyless entry systems.
- › Automotive RTPMS with wake up functions.
- › Industrial logistics and control.
- › Access control.
- › Tracking devices

01 CHARACTERISTICS

- › 3 coils in one component, oriented in the 3 space axes with full functionality
- › High sensitivity (>90mV/A/m [X,Y]; >40mV/A/m [Z])
- › Available with different inductance values
- › Very stable electrical properties in full operational operative range (-40°C → +125°C)
- › Max. Operating Temperature: +125°C
- › Suitable for Pick&Place SMD assembly

02 SPECIFICATIONS**DIMENSIONS AND RECOMMENDED PAD-LAYOUT (mm)****ELECTRICAL DIAGRAM****ELECTRICAL SPECIFICATIONS | 125KHz**

P/N	L x,y,z (mH)	Q x,y Min	Qz min	SRFx,y (kHz) Min	SRFz (kHz) Min	DCR x,y,z (Ω) Max	Sensitivity x,y (mV/ A/m) Min	Sensitivity z (mV/A/m) Min	Dimensions (mm) Max
3DC11-DR-0491J	4.91±5%	30	42	400	700	110	80	22	13.2 x 11.8 x 3.5
3DC11-DR-0720J	7.2±5%	25	35	300	500	140	95	32	13.2 x 11.8 x 3.5

This chart is a reference guide for the most common required values at working frequency of 125 kHz. Any other inductance value at LF or tighter tolerances can be provided. Also can be supplied different inductance values in the different winding axis. Please contact our sales department for any inquiry.

L and Q factor measured at 125 kHz, 1 Vac.

Sensitivity measured with Helmholtz coils H=8.36 App/m @125 kHz. Contact us for measurement specification.

SRF: Self Resonant Frequency of the coil.