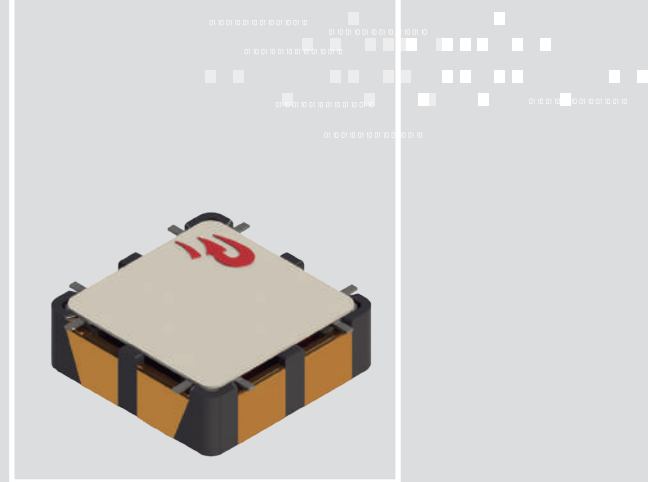


3DC06ISO

SMD 3D Coil

7x7x2.3mm

3-AXIS TRANSPONDER INDUCTOR (3DCOILS™)



FEATURES

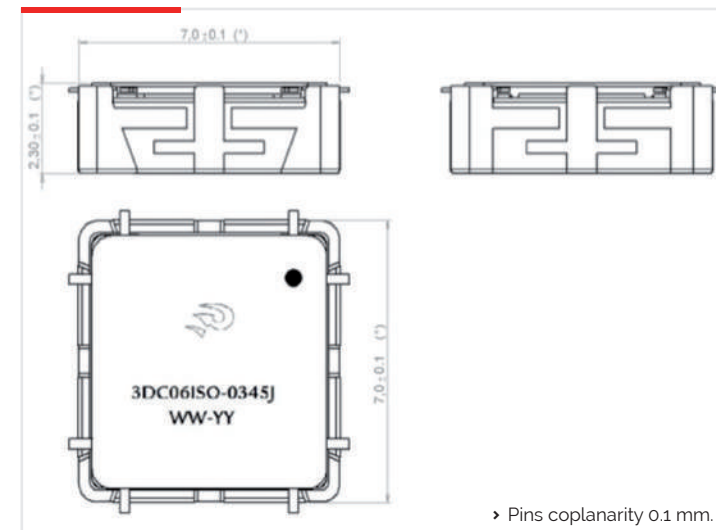
The currently smallest 3D coil in the market. New secure devices in the KES require smaller sizes in this passive component and still a long reading distance together with higher reliability. 3DC06ISO offers new design possibilities due to its size with a more than acceptable electrical performance.

01 CHARACTERISTICS

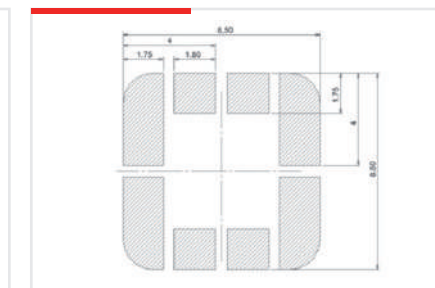
- › Size: 7 x 7 x 2.3 mm
- › High drop test resistance (up to 500 times 1 m) due to a maximized pin area
- › Allows Automatic Optical Inspection
- › High stability in temperature (-40°C to +85°C)
- › Labelled to allow P&P operations
- › Taped & Reeled
- › Designed for 125KHz, 134KHz and 20 kHz

02 SPECIFICATIONS

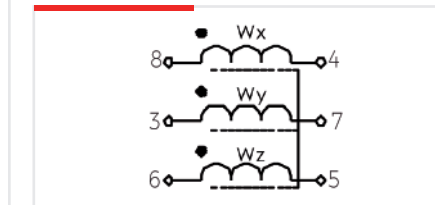
DIMENSIONS (mm)



RECOMMENDED PAD-LAYOUT



ELECTRICAL DIAGRAM



ELECTRICAL SPECIFICATIONS | 3DC06ISO-0345J

L x,y (mH)	3.45
Lz (mH)	10.5
Qx Min	17
Qy Min	15
Qz Min	24
f (kHz)	125
SRFx,y (kHz) Min	500
SRFz (kHz) Min	750
DCRx,y (Ω) Max	150
DCRz (Ω) Max	320
Sensitivity x,y,z (mVpp/App/m) Min	37
Length (mm)	7.0
Width (mm)	7.0
Height (mm)	2.3

This chart is a reference guide for the most common required values at working frequency of 125 kHz. Any other inductance value at LF or tighter tolerances can be provided. Also can be supplied different inductance values in the different winding axis. Please contact our sales department for any inquiry.

Sensitivity measured with Helmholtz coils H=8.36 App/m @125 kHz. Contact us for measurement specification.

SRF: Self Resonant Frequency of the coil.